

MARKET STATISTICS MONMOUTH COUNTY - FEB 2023

CLOSED SALES


Single Family



251



Condo




75



MEDIAN PRICE

Single Family

\$595,000



Condo

\$350,000



INVENTORY

Single Family

874



Condo

179



DAYS ON MARKET

Single Family

45



Condo

35



Percent changes reflect year-over-year.

For a hyper market update of your community, please consult with your local REALTOR®, a proud member of the Monmouth Ocean Regional REALTORS®

MARKET STATISTICS OCEAN COUNTY - FEB 2023

CLOSED SALES

Single Family




289



-30.70%

Condo



35



-47.76%

MEDIAN PRICE

Single Family

\$472,000



1.67%

Condo

\$295,000



18.0%

INVENTORY

Single Family

974



19.51%

Condo

91



7.14%

DAYS ON MARKET

Single Family

50

56.25%



Condo

34

13.04%



Percent changes reflect year-over-year.

For a hyper market update of your community, please consult with your local REALTOR®, a proud member of the Monmouth Ocean Regional REALTORS®